

## Pay your SYABAS bill with JomPAY via HSBC Personal Internet Banking

Dear Valued Customer,

Effective 28 January 2018, bill payments to Syarikat Bekalan Air Selangor Sdn Bhd (SYABAS) can no longer be performed via HSBC Personal Internet Banking 'Pay a bill'.

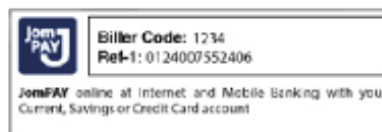
You may continue to pay SYABAS bills via JomPAY with just a few simple steps.

**Step 1:** Log on to HSBC Personal Internet Banking on [www.hsbc.com.my](http://www.hsbc.com.my).

**Step 2:** Select "Pay Bills".  
(If you have previously saved SYABAS as favourite on 'Pay a bill', please proceed to Step 7\*)

**Step 3:** Select "Add a Bill with JomPAY".


**Step 4:** Key in the "Biller Code, Ref-1 and Ref-2 (if applicable)".




*Note that this information can be found on your bill*

**Step 5:** Proceed to generate a Transaction Signing Code with your Security Device.



Press and hold the  button to turn on your Security Device. Then enter your Security Device PIN.



Once you see the "HSBC" welcome screen, press and hold the  button for 2 seconds until a dash appears on the screen.



Key in the last 8 digits of the service/beneficiary account number, then press the yellow button again to generate your 6-digit Transaction Signing Code

**Step 6:** Enter your Transaction Signing Code on the website, click "Add" then "Confirm". You have now added a new payee with JomPAY.

**Step 7:** Select "Pay a bill with JomPAY" and select SYABAS from the dropdown list to make bill payment with JomPAY!

*\*To edit/delete existing payee list, Select 'Maintain Payee List -> Payee Name -> Update*